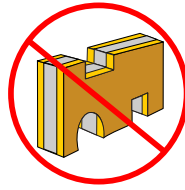


Express2Header – Installation Details

WINDOWS & DOORS

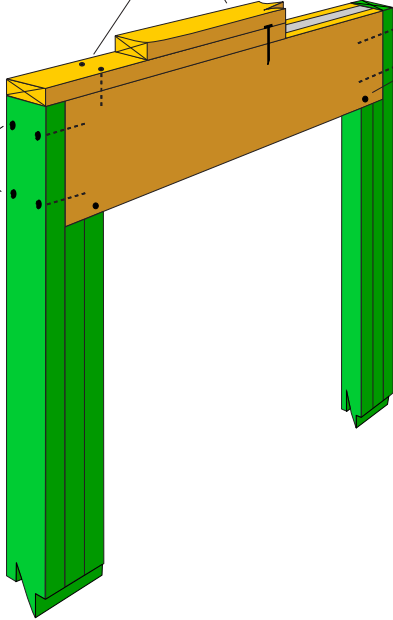


Never cut, drill, or notch the Express2Header.

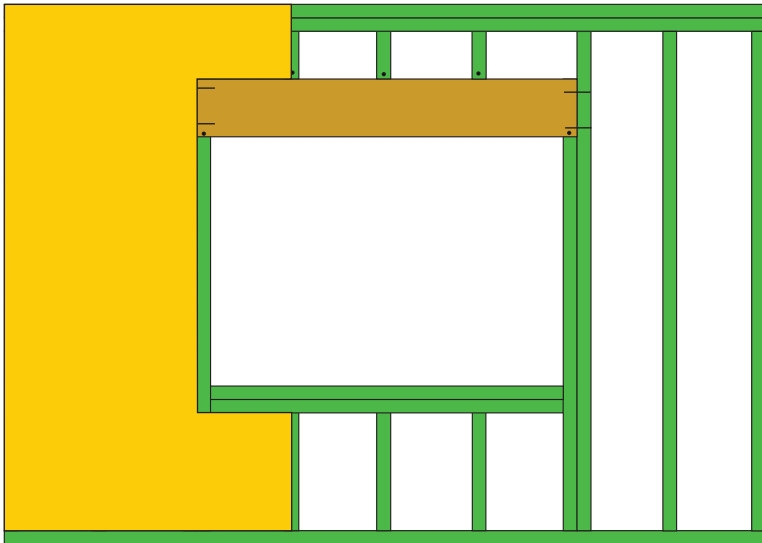
Use 10d nails for lateral support 24" on center.

Nail (1) 10d nail into the top & bottom of each piece of LVL.

Nail (1) 10d nail into the trimmers on both sides.

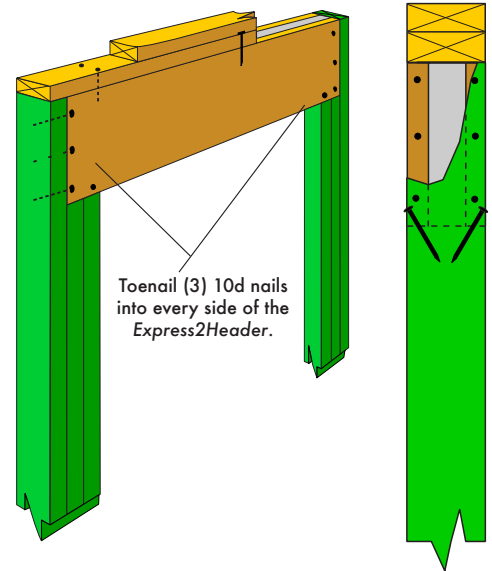


3-1/2" pictured above.



Nail for lateral support at bearing as indicated. Use 10d nails.

Toenailing Option



Toenail (3) 10d nails into every side of the Express2Header.

WISLERP



SJSComponents.com
ExpressHeader.com